

Have An Iphone?

Use The Hudl Technique App To Send Us Your Video

Download and open the app

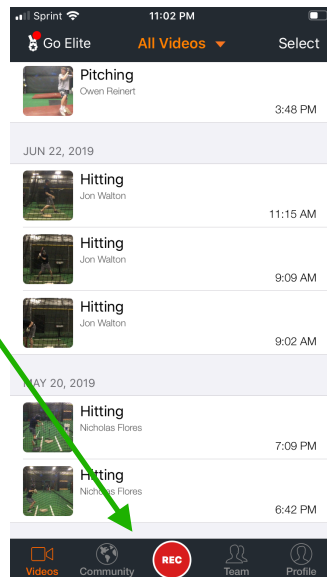
1. Download the Hudl Technique app. (Hudl has a few apps so be sure you download Hudl Technique.) Remember, you must have an iPhone to do that. (If you don't have an iPhone you can still participate in online instruction, but you won't be able to use this particular app.)
2. Create a login and open the app.




Hudl Technique

Record and send the video

1. Press the record button on the bottom of the screen

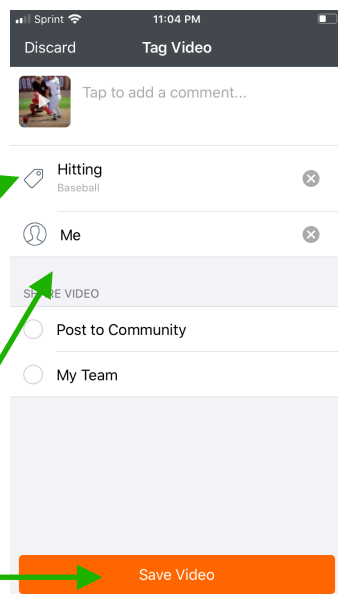


2. Press the red button at the bottom of the screen to start and stop the recording.



3. When you're done recording videos, press Done in the top right hand corner.

4. Then tag the skill you videotaped (hitting, pitching, etc) by clicking here and selecting the appropriate skill.

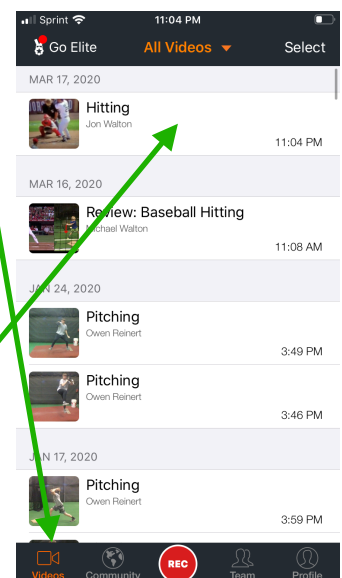


5. Then select who you videotaped. This will probably always be "Me."

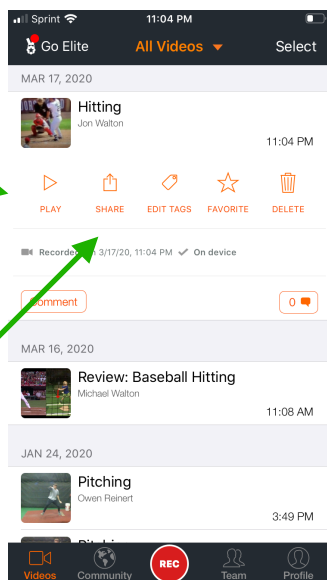
6. Then click Save Video.

7. Click on the lower left of the screen to get to the Videos page.

8. Then click to the right of the video (in the white space) that you want to send to us.

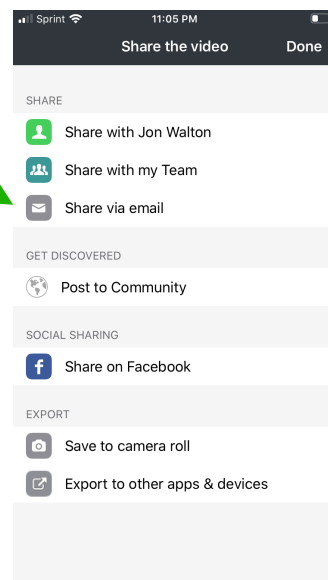


9. The video box will open up and show the following options.



10. Click on the share button.

11. Click on the Share via email button

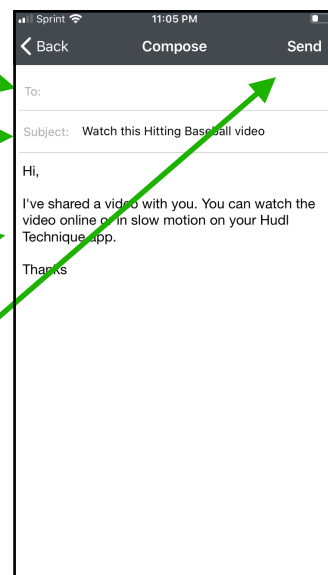


12. Type DiamondDreamsBA@gmail.com in the “To” space

13. In the subject line of the email, please write the player’s name and which coach they want to do the review.
Ex: Jim Smith - Coach Jon

14. Delete the text in the message part of the email and replace it with any notes/information that you wish to give the coach.

15. Click Send in the upper right hand corner and you’re all set!



Thanks for sending us your video!

Please give us 48 hours to get back to you. If for some reason, everyone emails their video at the same time it could take longer but we don't see that happening.

We look forward to working with you!